




Metro

-  Cold drinks stay cold
-  Hot drinks stay hot
-  No nasty chemicals
-  Durable
-  Double-walled insulation



The Metro Travel Cup is a sleek and stylish model that's ready to go wherever you go. Made from Stainless Steel and available in three popular sizes, the Metro features double-walled insulation technology to help maintain your beverage temperature for longer. We can add your logo to the enlarged branding area in ultra-precise detail. Get in touch today regarding prices, delivery times and samples.



Colours 

Lead Time

7 working days

Branding



INDIVIDUAL NAMING



Branding Area

Screen Printing

Metro 450

Area Side: 42mm X 42mm

Metro 600

Area Side: 50mm X 47mm

Metro 300

Area Side: 40mm X 32mm

Laser Engraving

, **Metro 450**


Area Side: 26mm X 90mm63mm X 42mm

, **Metro 600**

Area Side: 26mm X 100mm63mm X 52mm

, **Metro 300**

Area Side: 26mm X 75mm63mm X 35mm



Dimensions and Weight

Metro 450

Height: 173.5mm (6.83 inches)

Diameter: 88mm (3.46 inches)

Weight: 280 grams (9.88 ounces)

Metro 600

Height: 198mm (7.8 inches)

Diameter: 88mm (3.46 inches)

Weight: 321 grams (11.32 ounces)

Metro 300

Height: 135mm (5.31 inches)

Diameter: 88mm (3.46 inches)

Weight: 221 grams (7.8 ounces)