

# Range


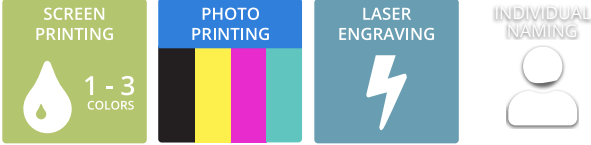



- No-spill lid 
- Cold drinks stay cold 
- Hot drinks stay hot 
- No nasty chemicals 
- Durable 
- Double-walled insulation 

The Range model is a popular insulated Water Bottle that's ready to go wherever you go. It features a super-handy carry loop, inbuilt straw and double-wall insulation to maintain your beverage temperature for longer. The easy-sip drinking spout is also a hit with recipients. Get in touch today regarding prices, delivery times, branding options and samples.



# Range

<b>Colours</b>							
<b>Lead Time</b>	8 working days						
<b>Branding</b>							
<b>Branding Area</b>	<table><thead><tr><th>Screen Printing</th><th>Photo Printing</th><th>Laser Engraving</th></tr></thead><tbody><tr><td>Area Side: 70mm X 110mm</td><td>Area Side: 70mm X 110mm</td><td>Area Side: 65mm X 100mm Area Top: 80mm X 8mm</td></tr></tbody></table> 	Screen Printing	Photo Printing	Laser Engraving	Area Side: 70mm X 110mm	Area Side: 70mm X 110mm	Area Side: 65mm X 100mm Area Top: 80mm X 8mm
Screen Printing	Photo Printing	Laser Engraving					
Area Side: 70mm X 110mm	Area Side: 70mm X 110mm	Area Side: 65mm X 100mm Area Top: 80mm X 8mm					
<b>Dimensions and Weight</b>	Height: 244mm (9.61 inches) Diameter: 74mm (2.91 inches) Weight: 308 grams (10.86 ounces)						